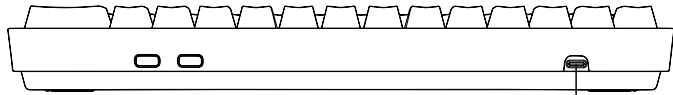
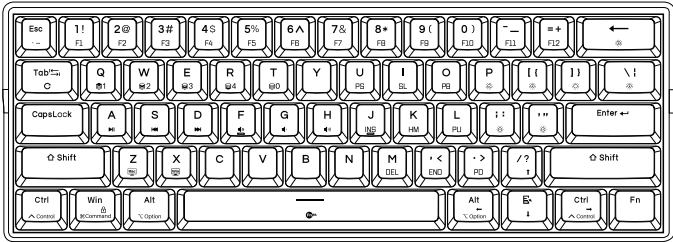




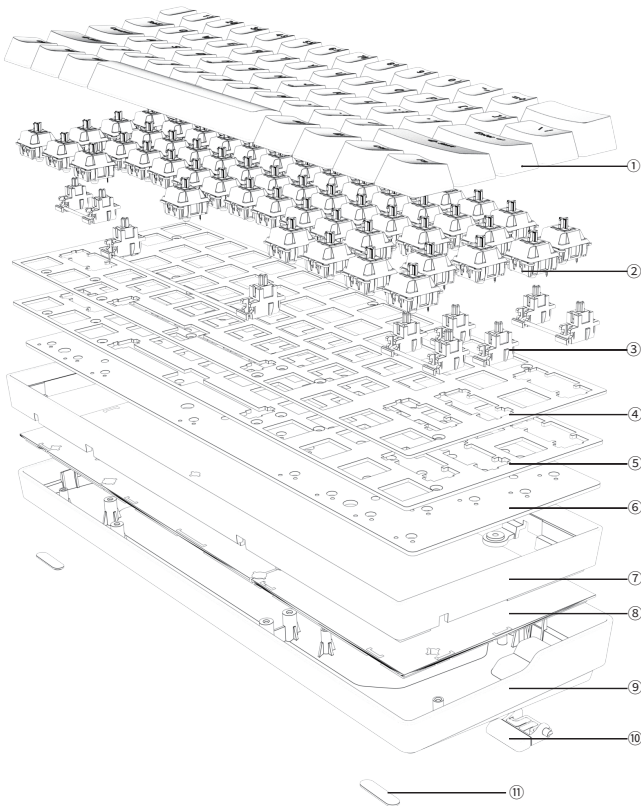
# KEMOVE K61SE

## 功能说明书

KEMOVE K61SE function instructions



键线分离Type-C  
Detachable Type-C cable



- ① PBT双色注塑键帽  
PBT Two-color injection keycap
- ② 机械焊接轴体  
Mechanical soldered switches
- ③ 高稳定精调卫星轴  
High-stability Precision-tuned stabilizers
- ④ 1.6mm双面喷粉定位板  
1.6mm Double-sided Powder-coated positioning board
- ⑤ 夹芯EVA消音垫  
Sandwiched EVA Sound-dampening pads
- ⑥ PCB  
Printed Circuit Board
- ⑦ 透明装饰框  
Transparent decorative frame
- ⑧ 进口底部消音EVA  
Imported bottom sound-absorbing EVA
- ⑨ 底壳  
Bottom shell
- ⑩ 亚克力透明脚撑  
Transparent acrylic feet
- ⑪ 亚克力透明脚垫  
Transparent acrylic foot pad



# KEMOVE K61SE

## FN组合功能键

FN Combination function key

FN+A= 播放/暂停 ▶⏮	FN+S= 上一首 ◀◀	FN+D= 下一首 ▶▶
FN+F= 静音 🔇	FN+G= 音量减小 🔻	FN+H= 音量增大 🔼
FN+1!= F1	FN+2@= F2	FN+3#= F3
FN+4\$= F4	FN+5%= F5	FN+6^= F6
FN+7&= F7	FN+8*= F8	FN+9(= F9
FN+0)= F10	FN+ _ = F11	FN+=+= F12
FN+U= 插入字符开关键 Print Screen	FN+I= 滚动锁定键 Scroll lock	FN+O= 暂停键 Pause
FN+J= 插入键 Insert	FN+K= 起始键 Home	FN+L= 向上翻页 PageUp
FN+M= 删除键 Delete	FN+,<= 结束键 End	FN+.>= 向下翻页 PageDown
FN+Esc= `~	FN+{[= 灯光亮度加强 Increase the brightness of the light	
FN+Backspace= 关闭背光, 打开背光, 关闭所有灯 Turn off backlight, turn on backlight, turn off all lights		
FN+P= 灯光亮度减弱 The brightness of the light is weakened		
FN+''= 灯光速度加强 Speed up the lighting effect		
FN+::= 灯光速度减慢 The Speed of the light effect becomes slower		
FN+]]= 切换驱动程序内自定义灯效 Software light switch		FN+ = 板载系统灯效切换 Hardware system lighting switching
FN+Tab= 恢复键盘出厂设置(按5秒) Restore the keyboard to factory settings(Press 5 seconds)		
FN+Win= Win键锁定/解锁 Win key to lock / unlock		FN+Space= FN键锁定/解锁 FN key locked / unlocked
FN+Q= 配置层1 Profile 1	FN+W= 配置层2 Profile 2	FN+E= 配置层3 Profile 3
FN+R= 配置层4 Profile 4	FN+T= 配置层0 Profile 0	FN+?/= ↑
FN+Right Alt= ←	FN+Right Ctrl= →	FN+Menu= ↓

### 切换说明 / Reminder



FN + Z/X 切换键盘Mac/Win键位布局

FN + Z/X switch keyboard Mac/Win key layout.

如果您在使用我们的产品时遇到任何问题, 请随时与我们联系 customer@kemove.com  
If you have any specific questions or need assistance related to these products or features, feel free to ask customer@kemove.com

